

MAKE A GECKO

Suitable for Ages 6 and Up

Materials

9 x 6mm Pony Beads
 41 Yellow
 23 Orange
 23 Red
 14 Green
 6' of Yellow Plastic Lanyard Cord

BEGIN

Find the center of the cord. Mount cord on a key ring or lanyard hook. Tie as shown at right.

HEAD

ROW 1: String 2 beads (colors as shown or your own design) for the 1st row onto the right cord and slide to the center knot. Weave the left cord from left to right, through the beads as shown.

ROWS 2-4: String beads (quantity and colors as shown) on the right cord and weave the left cord in the opposite direction through the beads. Pull tight. Continue (following quantity and color as shown or your own design) through **ROW 4**.

LEGS

SET 1: String 5 beads (colors as shown or your own design) on cord. Then string 3 contrasting color beads (as shown). Feed the cord back through the first 5 beads in the opposite direction.

BODY

ROWS 5-11: String beads onto the right cord and weave the left cord through beads in opposite direction. Pull tight. Continue (following quantity and color as shown or your own design) through **ROW 11**.

LEGS


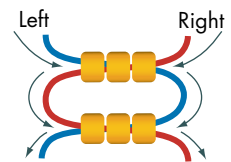
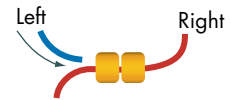
SET 2: String beads as in **LEGS SET 1**.

TAIL

ROWS 12-14: Follow directions for body using quantity and color of beads shown in diagram (or your own design).

FINISH

Tie cord ends in 1-2 overhand knots to secure beads.



Overhand Knot

